

# PERFORMANCE PLATINUM™



The new degree of comfort®

## PERFORMANCE PLATINUM™ ProTerra® Hybrid Electric Heat Pump with LeakGuard™ is the most efficient water heater available

### Efficiency

- Up to 4.07 UEF reduces operating cost
- ENERGY STAR® certified

### Performance

- Delivers hot water faster than most standard electric water heaters
- Ambient operating range: 37-145° F is widest in class, offering more heat pump operation annually; designed to meet Northern Climate Spec (Tier 4)
- Quiet Operation

### Easy Installation

- Universal top and side water connections
- Quick access to electrical junction box
- Duct ready design
- Easily replaces a standard electric water heater

### Integration

- LED Screen with built-in water sensor alert with audible alarm
- Built-in Wi-Fi powered by EcoNet®<sup>1</sup> and free mobile app gives users control over water heater, allowing for customizable temperature, vacation settings, energy savings and system monitoring at home or away
- Demand Response Ready with built-in EcoPort™ (CTA-2045 Port)
- LeakGuard™ leak detection and prevention system** with factory installed 360° leak detection cable and auto shutoff valve (included in box) auto water shut off valve limits leaks to no more than 20 ounces of water<sup>2</sup>

### Operation Modes

- Energy Saver
- Heat Pump
- High Demand
- Electric
- Vacation/Away: 2-28 days (or placed on hold indefinitely)

### Plus...

- Premium grade anode rod extends the life of the tank
- Dip tube diffuser reduces sediment improving efficiency and tank life
- 3/4" NPT water inlet and outlet; 3/4" condensate drain connections
- Incoloy stainless steel resistor elements
- Dry-fire protection
- Easy access, top mounted washable air filter
- 2" Non-CFC foam insulation
- Enhanced flow brass drain valve
- Temperature and pressure relief valve installed
- Design certified to NSF/ANSI 372 (Lead Content)

### Warranty

- 10-Year limited tank and parts warranty  
See Residential Warranty Certificate for complete information

Units meet or exceed ANSI requirements and have been tested according to D.O.E. procedures. Units meet or exceed the energy efficiency requirements of NAECA, ASHRAE standard 90, ICC Code and all state energy efficiency performance criteria.



New! Top Connections and Duct Ready Design

## PERFORMANCE PLATINUM Hybrid Electric Heat Pump

40, 50, 65 and 80-Gallon Capacities  
208-240 Volt / 1 PH  
30 Amp



LEED Points = 3

<sup>1</sup>Wi-Fi broadband internet connection required. <sup>2</sup>Source: Rheem Leak-Sensing Data; testing under a vacuum lock using 50-gallon tank, no expansion tank, average tank pressure of 40 psi, assuming no additional faucets are opened.

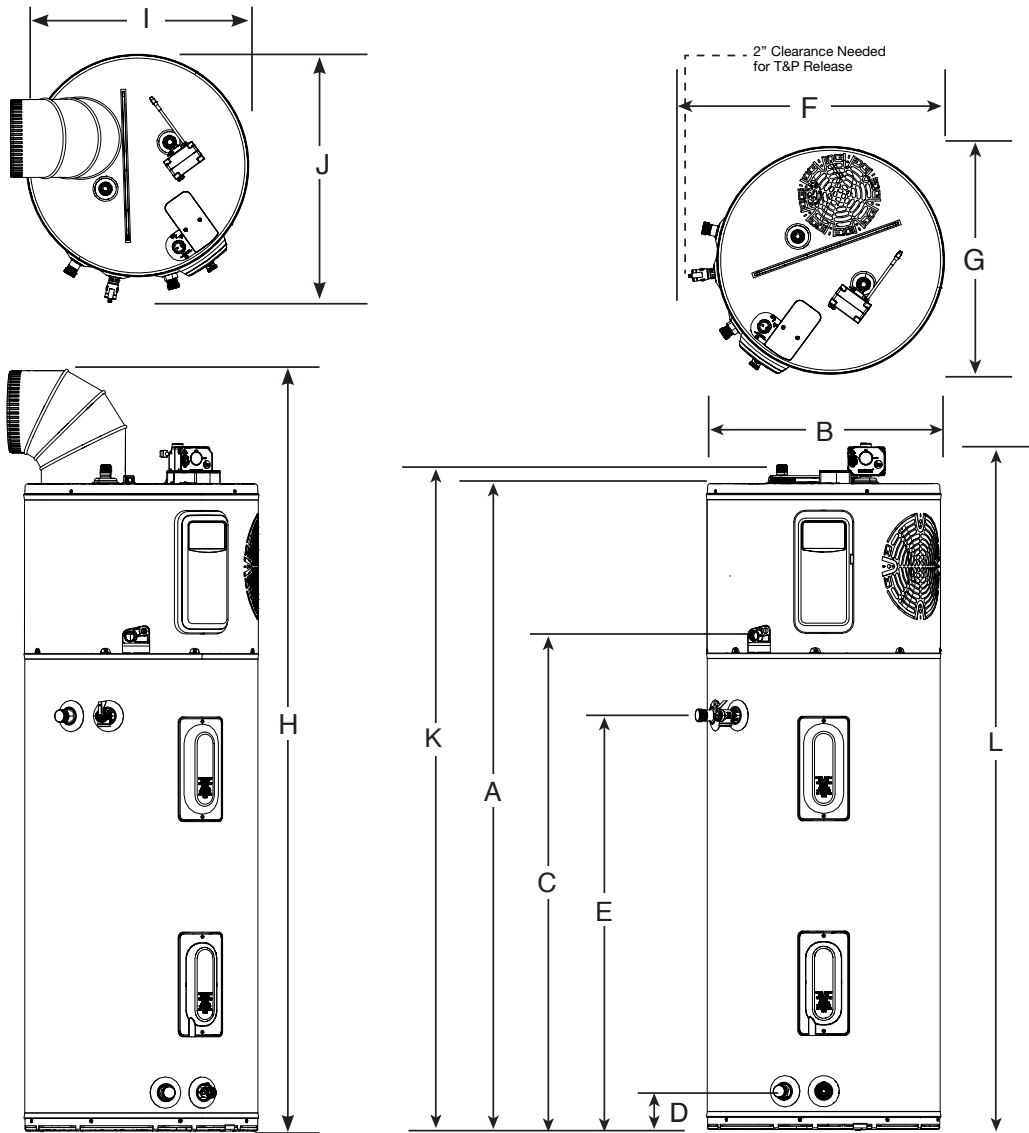
See specifications chart on back.



The new degree of comfort.™

# PERFORMANCE PLATINUM™ Hybrid Electric Heat Pump Specifications

Fuel Type	Desc.	Nominal Gallon Cap.	Rated Gallon Cap.	Model Number	Electric Breaker Size	Uniform Energy Factor (UEF)	Element Wattage	Compressor Btu/H	First Hr. Rating G.P.H.	Recovery in G.P.H. 90° F Rise	Tank Height A	Diam. B	Ht. to Cold Inlet & Drain Valve	Ht. to Hot Outlet & T&P	Unit Wt. (LBS.)	Approx. Ship Wt. (LBS.)
<b>30 AMPS – SHUT OFF</b>																
Electric	Tall	40	36	XE40T10HS45U1	30	3.83	4,500	4200	60	26	63"	20-1/4"	3-5/8"	39-5/8"	166	184
Electric	Tall	50	45	XE50T10HS45U1	30	3.88	4,500	4200	67	27	62"	22-1/4"	3-5/8"	39-5/8"	185	203
Electric	Tall	65	59	XE65T10HS45U1	30	4.05	4,500	4200	76.6	27	65"	24-1/4"	3-7/8"	42-3/8"	245	289
Electric	Tall	80	72	XE80T10HS45U1	30	4.07	4,500	4200	87	27	75"	24-1/4"	3-7/8"	42-3/8"	261	306

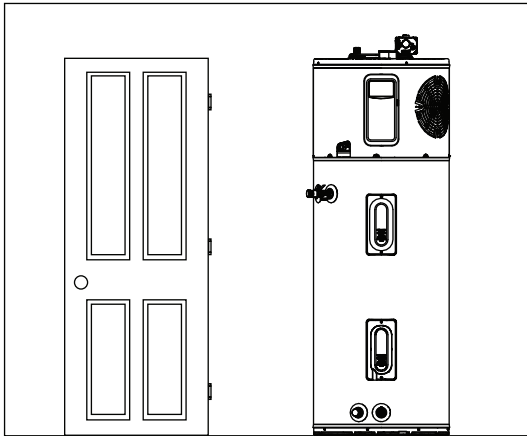


DESCRIPTION		DIMENSIONS (SHOWN IN INCHES)											
NOMINAL GALLON CAPACITY	MODEL NUMBER	A	B	C	D	E	F	G	H	I	J	K	L
40	XE40T10HS45U1	62-5/16	20-1/4	47	3-5/8	39-5/8	23-3/8	20-1/2	78-7/8	20-1/4	23-1/4	64-15/16	67-7/16
50	XE50T10HS45U1	61-3/4	22-1/4	47	3-5/8	39-5/8	25-3/8	22-1/2	78-5/8	22-1/4	25-9/16	64-3/8	66-7/8
65	XE65T10HS45U1	64-3/16	24-1/4	49	3-7/8	42-3/8	27-1/2	24-5/8	81-1/8	24-1/4	27-3/8	66-13/16	69-5/16
80	XE80T10HS45U1	74-3/16	24-1/4	59	3-7/8	42-3/8	27-1/2	24-5/8	91	24-1/4	27-3/8	76-13/16	79-5/16

# Hybrid Electric Heat Pump Water Heater Installation Guidelines to Provide Optimal Efficiency

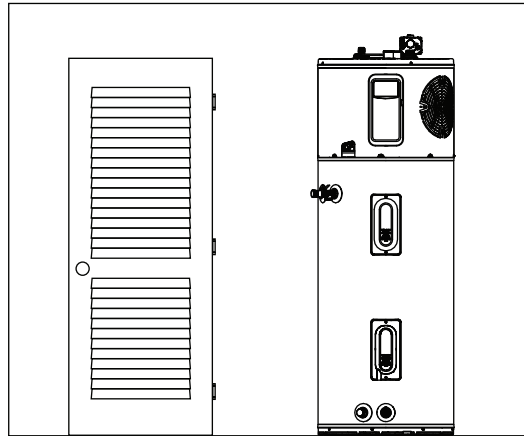
## Heater: Not Ducted

Room size: Larger than 700 ft<sup>3</sup> (e.g. 7' x 10' x 10').  
Requirements: No additional ventilation needed.



## Heater: Not Ducted

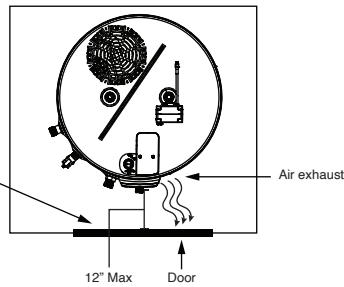
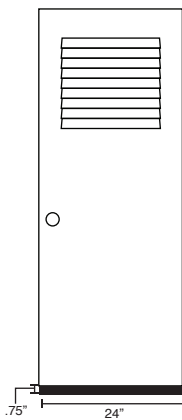
Room size: Smaller than 700 ft<sup>3</sup> (e.g. 7' x 10' x 10').  
Requirements: Full louvered door OR two louvers top and bottom. See below.



## Heater: Not ducted

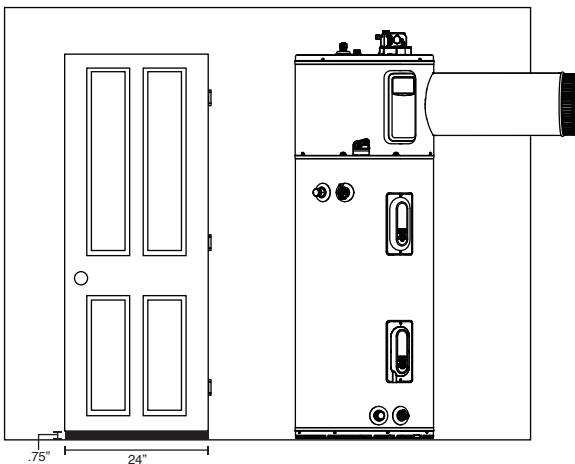
Room: Small Closet

- Requirements: \* Air gap under door equal to 18 in<sup>2</sup> (0.75" clearance).
- \* Louver must be located the same height on door as the air exhaust on heater.
- \* Heater air exhaust must be positioned towards louver within one foot of door.



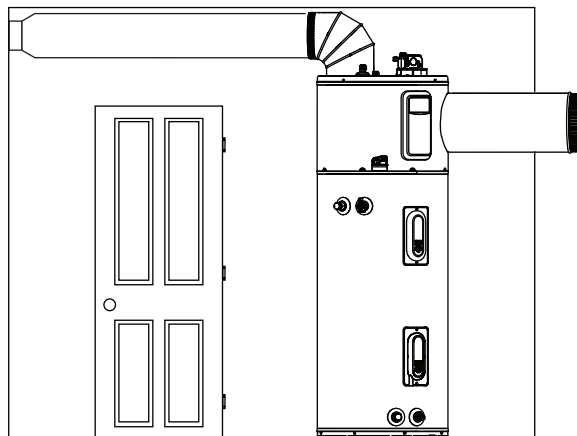
## Heater: Ducted with inlet OR outlet duct

Room size: Any size room  
Requirements: Air gap under door equal to 18 in<sup>2</sup> (0.75" clearance)



## Heater: Ducted with inlet AND outlet duct

Room size: Any size room  
Requirements: No additional ventilation needed.



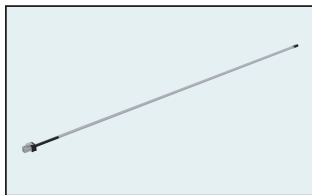
**NOTE:** Heat pump water heater will operate in rooms less than 700 ft<sup>3</sup> down to 450 ft<sup>3</sup> but at reduced energy efficiency and reduced performance output. Reduced energy efficiency and performance has not been evaluated by Rheem Manufacturing and not recommended for optimal performance of the unit. When unit is operated in a small enclosure, a door or wall with a minimum of 2.3 sq ft of louvers is recommended to provide proper air changes for unit function.



The new degree of comfort.

## Hybrid Electric Heat Pump Accessories List


PART NUMBER	DESCRIPTION	USE FOR
AP19134	Leak Sensor	Automatic detection of internal and external leaks
AS50618A	Shutoff Valve	Automatic shut off of water supply to unit
SP20882	Earthquake Isolation Kit	Installations in seismic regions
SP20883	Vibration Isolation Kit	Installation on non-concrete floors
SP20884	8" Diameter UL Certified Termination Kit	Termination to the outside or to the attic with 8" diameter
SP20885	7" Diameter UL Certified Termination Kit	Termination to the outside or to the attic with 7" diameter
SP20886	6" Diameter UL Certified Termination Kit	Termination to the outside or to the attic with 6" diameter
SP20887	5" Diameter UL Certified Termination Kit	Termination to the outside or to the attic with 5" diameter
SP20888	8" Collar for Flex Venting	Exhaust only to the outside ducting configuration (no inlet duct)
SP20889	25' Flexible 8" Diameter Duct Kit	For up to 25' of ducting
SP20890	8" Rigid Elbow Duct Kit	Installation in tight places where space needs to be minimized




Leak Sensor




Shutoff Valve



Earthquake Isolation Kit



Vibration Isolation Kit



8" Diameter UL Certified Termination Kit



7" Diameter UL Certified Termination Kit



6" Diameter UL Certified Termination Kit



5" Diameter UL Certified Termination Kit



8" Collar for Flex Venting



25' Flexible 8" Diameter Duct Kit



8" Rigid Elbow Duct Kit

*In keeping with its policy of continuous progress and product improvement, Rheem reserves the right to make changes without notice.*