



The new degree of comfort.®



Residential Hybrid
Electric Heat Pump-Builder
Water Heaters

Rheem® Hybrid Electric Heat Pump Water Heater

Designed for Residential Builders to Maximize Energy Design Rating / HERS Rating

Product Highlights

- 3.50 UEF
- Meets NEEA Tier 3 Requirements
- Integrated Wi-Fi Technology
- California Title 24 Compliant (JA13 Ready)
- LeakSense™ Accessory Ready
- Design Certified to NSF/ANSI 372 (lead control)
- 10 Year Limited Warranty¹



**Hybrid Electric
Heat Pump - Builder**
40, 50, 65 and
80-Gallon Capacities
208-240 Volt / 1 PH / 24 Amps

FEATURES & BENEFITS	
High Efficiency	ENERGY STAR® 5.0 certified
	Helps builders earn 45L tax credits
Easy Installation	Easily Ducted – for installation in confined spaces with minimal make up air
	Easy access to side water connection and top electrical junction box; <i>Zero clearance required in the back or side of the unit</i>
	¾" NPT water inlet & outlet; ¾" condensate drain connections
	Dry fire protection
Available EcoNet® Smart Technology	Integrated Wi-Fi Technology ²
	Energy usage reporting
	Energy saving scheduling and operating modes



LEED Points = 3

DESCRIPTION				ENERGY INFO.		FEATURES				
NOMINAL GALLON CAPACITY	RATED GALLON CAPACITY	MODEL NUMBER	MODEL VARIANT	ELECTRIC BREAKER SIZE	UNIFORM ENERGY FACTOR (UEF)	COMPRESSOR BTU/H	UEF FIRST HR. RATING G.P.H.	RECOVERY IN G.P.H 90° F RISE	UNIT WT. (LBS)	APPROX. SHIP WT. (LBS.)
40	36	PRO H40 T2RH310BM	700461	30	3.50	4200	60	26	156	177
50	45	PRO H50 T2RH310BM	700455	30	3.50	4200	67	26	172	193
65	59	PRO H65 T2RH310BM	700456	30	3.50	4200	75	26	225	262
80	72	PRO H80 T2RH310BM	700457	30	3.50	4200	87	26	244	281

Uniform Energy Factor and rated gallon capacity based on Department of Energy (DOE) requirements.

Units meet or exceed ANSI requirements and have been tested according to D.O.E. procedures. Units meet or exceed the energy efficiency requirements of NAECA, ASHRAE standard 90, ICC Code and all state energy efficiency performance criteria.

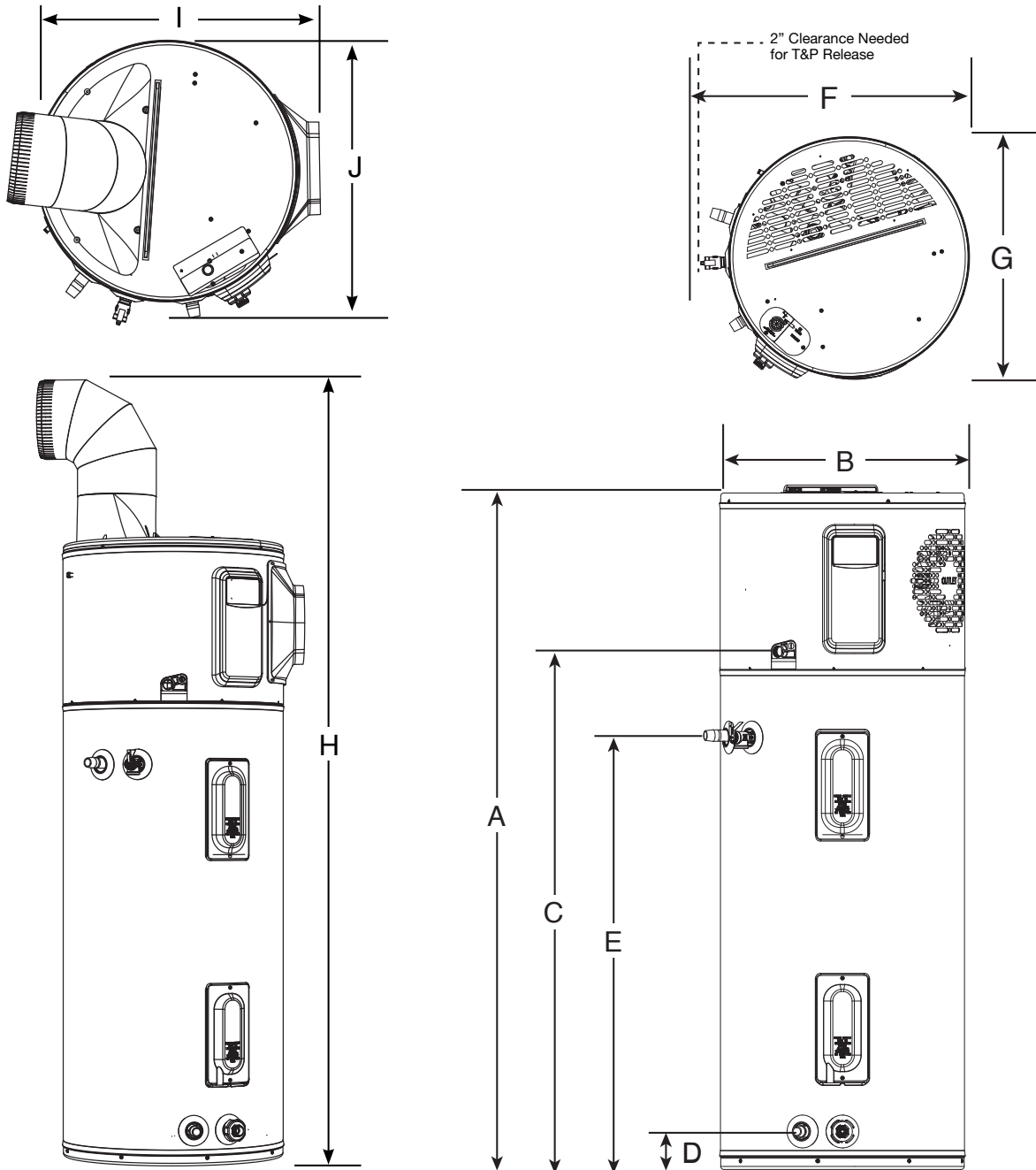
¹ See Residential Warranty Certificate for complete information. ² Wi-Fi broadband internet connection required. ³ Consult your tax advisor for details on eligibility requirements for any available tax credits. Rebates vary by state.

For more product information, visit: Rheem.com/HybridBuilder



INTEGRATED HOME COMFORT

Rheem® Hybrid Builder Residential Electric Water Heater

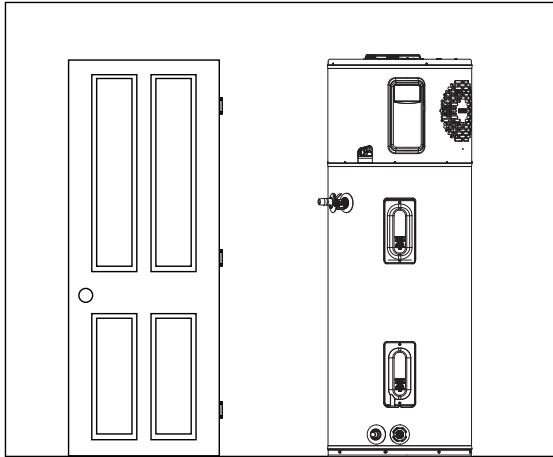


DESCRIPTION		DIMENSIONS (SHOWN IN INCHES)									
NOMINAL GALLON CAPACITY	MODEL NUMBER	A	B	C	D	E	F	G	H	I	J
40	PRO H40 T2RH310BM	62-5/16	20-1/4	47	3-5/8	39-5/8	25-1/4	20-1/2	78-7/8	22-3/8	21-3/4
50	PRO H50 T2RH310BM	61-3/4	22-1/4	47	3-5/8	39-5/8	27-1/8	22-1/2	78-5/8	24-3/8	23-5/8
65	PRO H65 T2RH310BM	64-3/16	24-1/4	49	3-7/8	42-3/8	29-5/16	24-5/8	81-1/8	26-1/2	25-13/16
80	PRO H80 T2RH310BM	74-3/16	24-1/4	59	3-7/8	52-3/8	29-1/4	24-5/8	91	26-1/2	25-11/16

Rheem® Hybrid Builder Residential Electric Water Heater

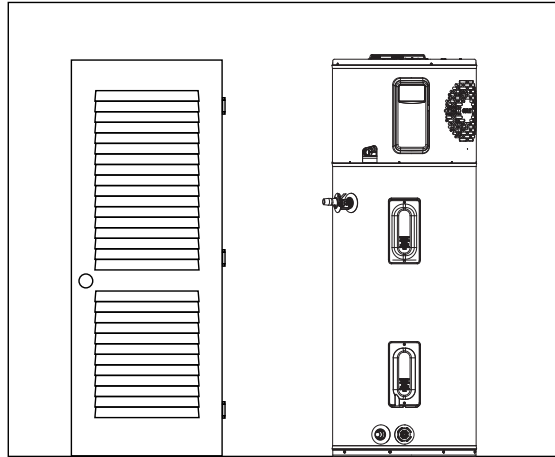
Heater: Not Ducted

Room size: Larger than 700 ft³ (e.g. 7' x 10' x 10').
 Requirements: No additional ventilation needed.



Heater: Not Ducted

Room size: Smaller than 700 ft³ (e.g. 7' x 10' x 10').
 Requirements: Full louvered door OR two louvers top and bottom. See below.



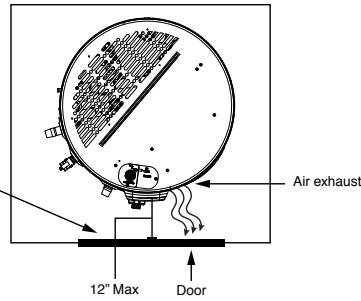
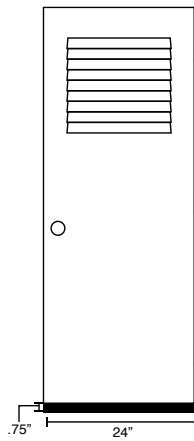
Heater: Not ducted

Room: Small Closet

Requirements: * Air gap under door equal to 18 in² (0.75" clearance).

* Louver must be located the same height on door as the air exhaust on heater.

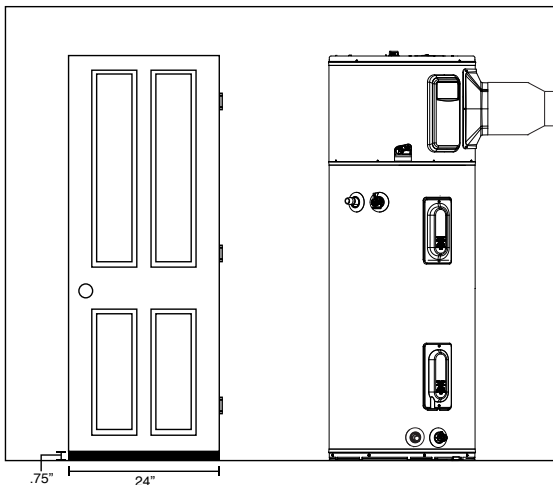
* Heater air exhaust must be positioned towards louver within one foot of door.



Heater: Ducted with inlet OR outlet duct

Room size: Any size room

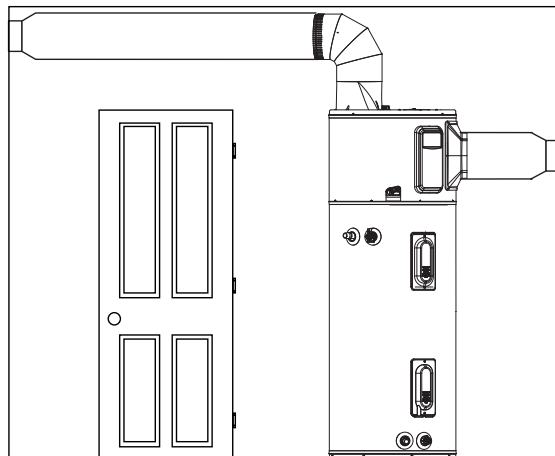
Requirements: Air gap under door equal to 18 in² (0.75" clearance)



Heater: Ducted with inlet AND outlet duct

Room size: Any size room

Requirements: No additional ventilation needed.





The new degree of comfort®



Hybrid Builder Accessories


PART NUMBER	DESCRIPTION	USE FOR
SP20882	Earthquake Isolation Kit	Installations in seismic regions
SP20883	Vibration Isolation Kit	Installation on non-concrete floors
SP20884	8" Diameter UL Certified Termination Kit	Termination to the outside or to the attic with 8" diameter
SP20885	7" Diameter UL Certified Termination Kit	Termination to the outside or to the attic with 7" diameter
SP20886	6" Diameter UL Certified Termination Kit	Termination to the outside or to the attic with 6" diameter
SP20887	5" Diameter UL Certified Termination Kit	Termination to the outside or to the attic with 5" diameter
SP20888	8" Rheem Approved Damper Kit	Exhaust only to the outside ducting configuration (no inlet duct)
SP20889	25' Flexible 8" Diameter Duct Kit	For up to 25' of ducting
SP20890	Rigid Elbow Duct Kit	Installation in tight places where space needs to be minimized
AP17829	Outlet Duct Adapter	Allows for ducting to be connected to the unit
AP19134	Leak Sensor	Automatic detection of internal and external leaks
AP21365	Inlet Duct Adapter	Allows for ducting to be connected on the top inlet



SP20882



SP20883



SP20884



SP20885



SP20886



SP20887



SP20888



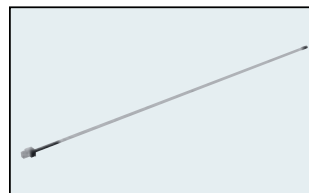
SP20889



SP20890



AP17829



AP19134



AP21365

In keeping with its policy of continuous progress and product improvement, Rheem reserves the right to make changes without notice.

